

Exercise 5: Internal Organs of The Cat and Human

A. Internal Organs of the Cat: A Dissection

NAME _____

* See pages 83 to 92 in the cat lab manual for opening the *thoracic, abdominal, and pelvic cavities* of the cat! After examining the internal organs complete the following activities.

1. List 3 organs seen in the *thoracic cavity* on the cat.

a. _____

b. _____

c. _____

2. List 5 organs seen in the *abdominal cavity* on the cat.

a. _____

b. _____

c. _____

d. _____

e. _____

3. List 2 organs seen in the *pelvic cavity* on the cat.

a. _____

b. _____

***** You must be specific in your response. Use your textbook for help!

4. Choose two organs from the *thoracic cavity* and state their function.

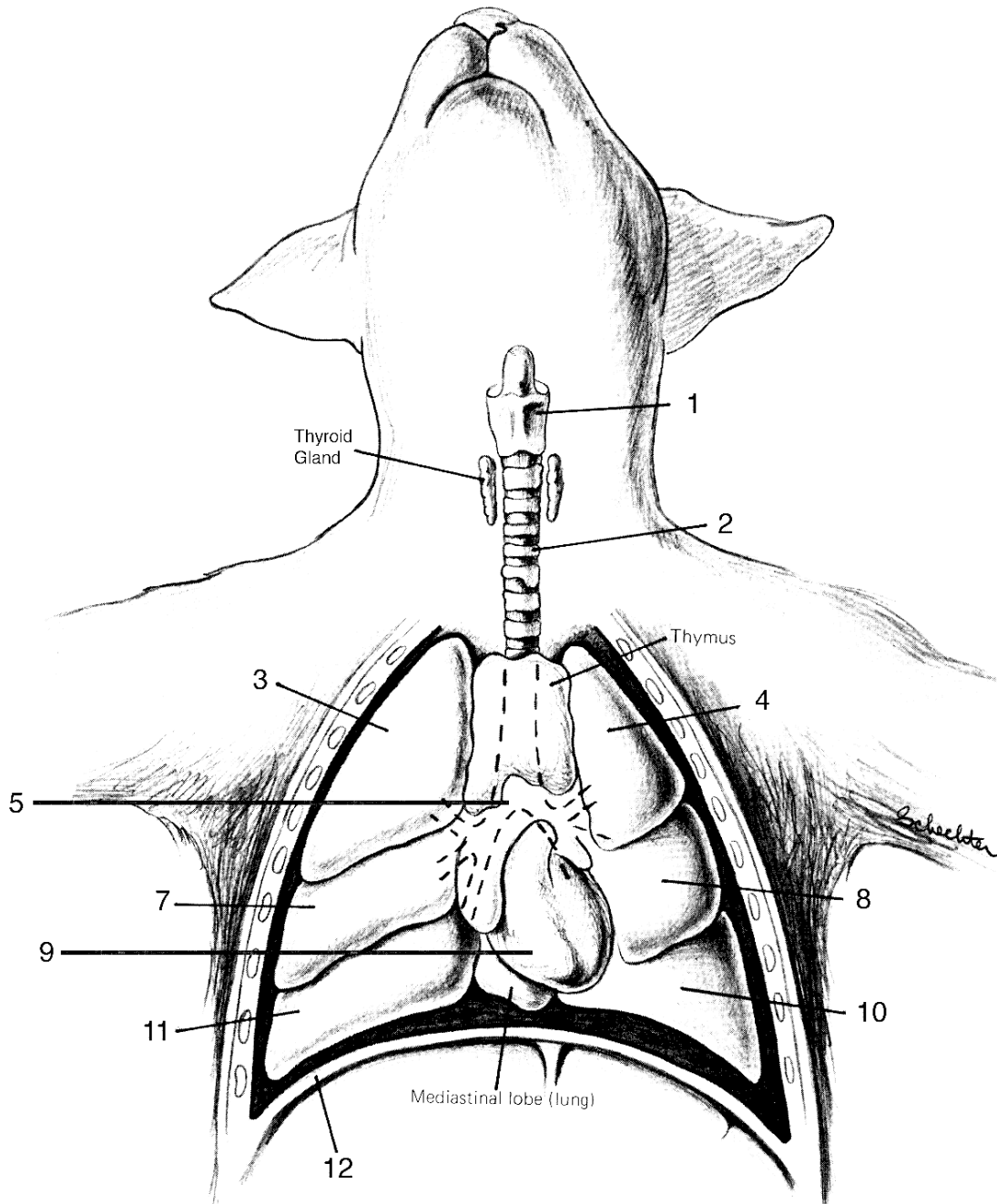
5. Choose two organs from the *abdominal cavity* and state their function.

6. Choose one organ from the *pelvic cavity* and state its function.

Exercise 5: Internal Organs of The Cat and Human

B. Internal Organs of the Cat: Thoracic Region

* Correctly identify and color the following structures indicated by numbers.

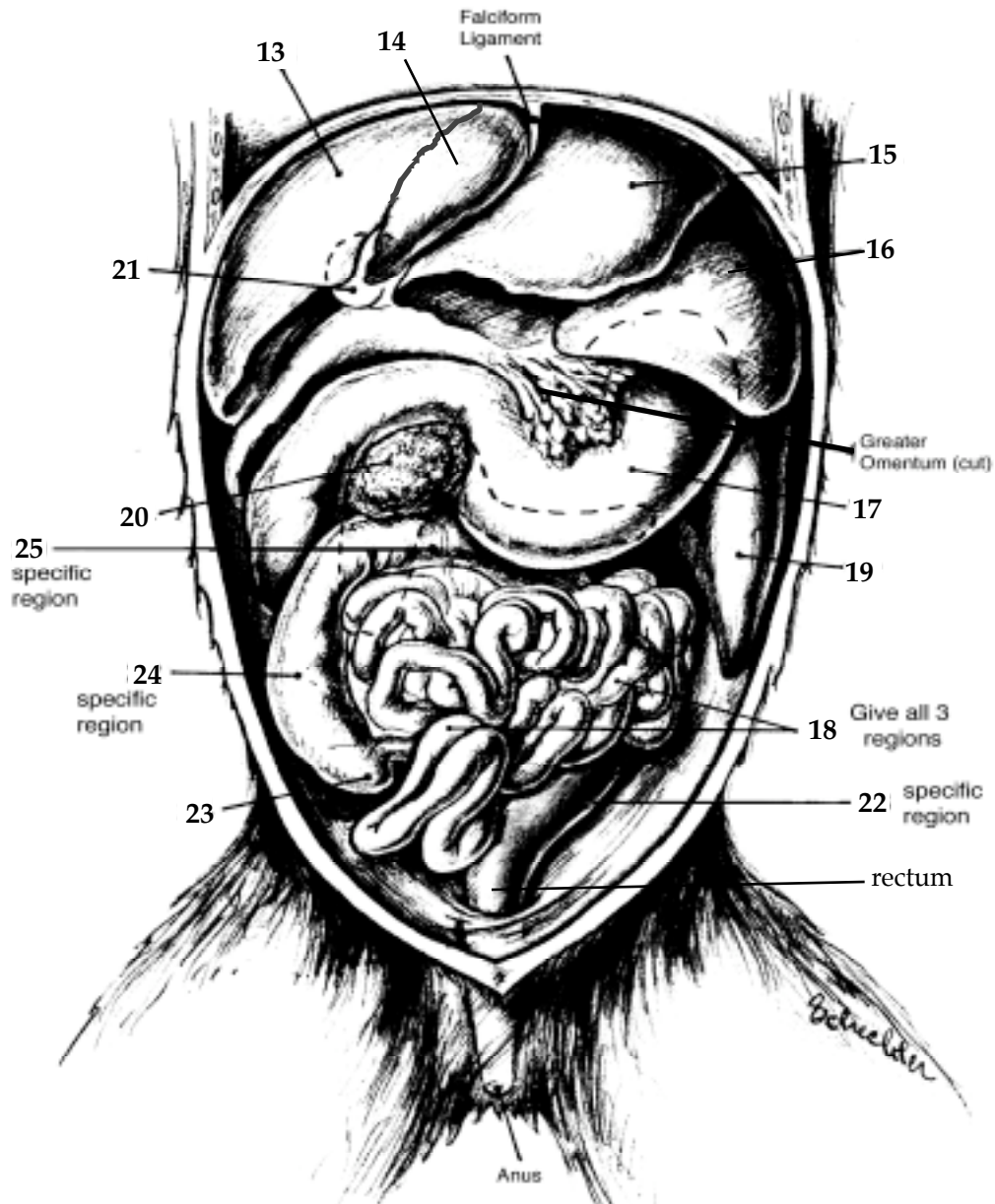


1.	7.
2.	8.
3.	9.
4.	10.
5.	11.
6. Name for the sac covering the heart?	12.

Exercise 5: Internal Organs of The Cat and Human

C. Internal Organs of the Cat: Abdominal Region

* Correctly identify and color the following structures indicated by numbers.



13.	19.
14.	20.
15.	21.
16.	22.
17.	23.
18. (Give all 3 regions)	24.
	25.

Exercise 5: Internal Organs of The Cat and Human

D. Internal Organs of the Human: Thoracic, Abdominal, and Pelvic Region

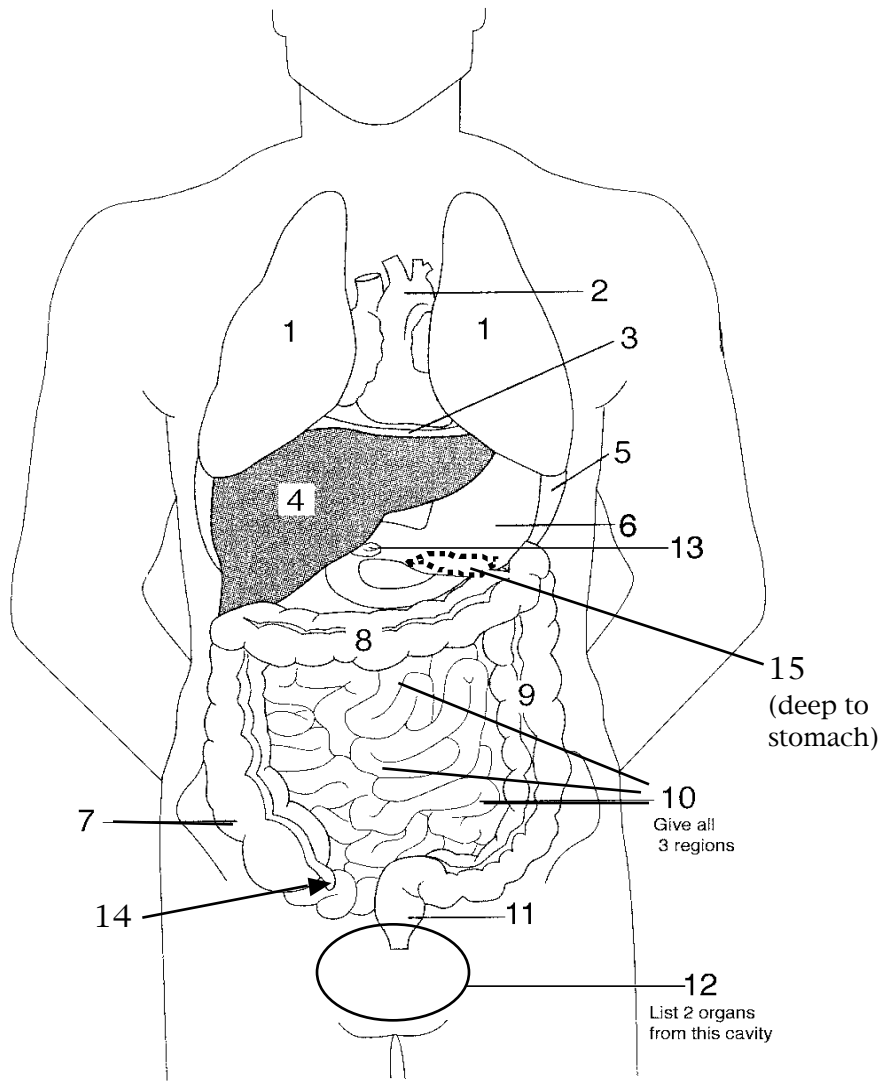
* Correctly label the following structures indicated with numbers.

* **Color** the coding circles and corresponding organs found in those body cavities.

Thoracic Cavity

Abdominal Cavity

Pelvic Cavity



1.	8.
2.	9.
3.	10. (Give all 3 regions)
4.	11.
5.	12. (Give 2 organs located in this cavity)
6.	13.
7.	14.
	15.

Exercise 5: Internal Organs of The Cat and Human